

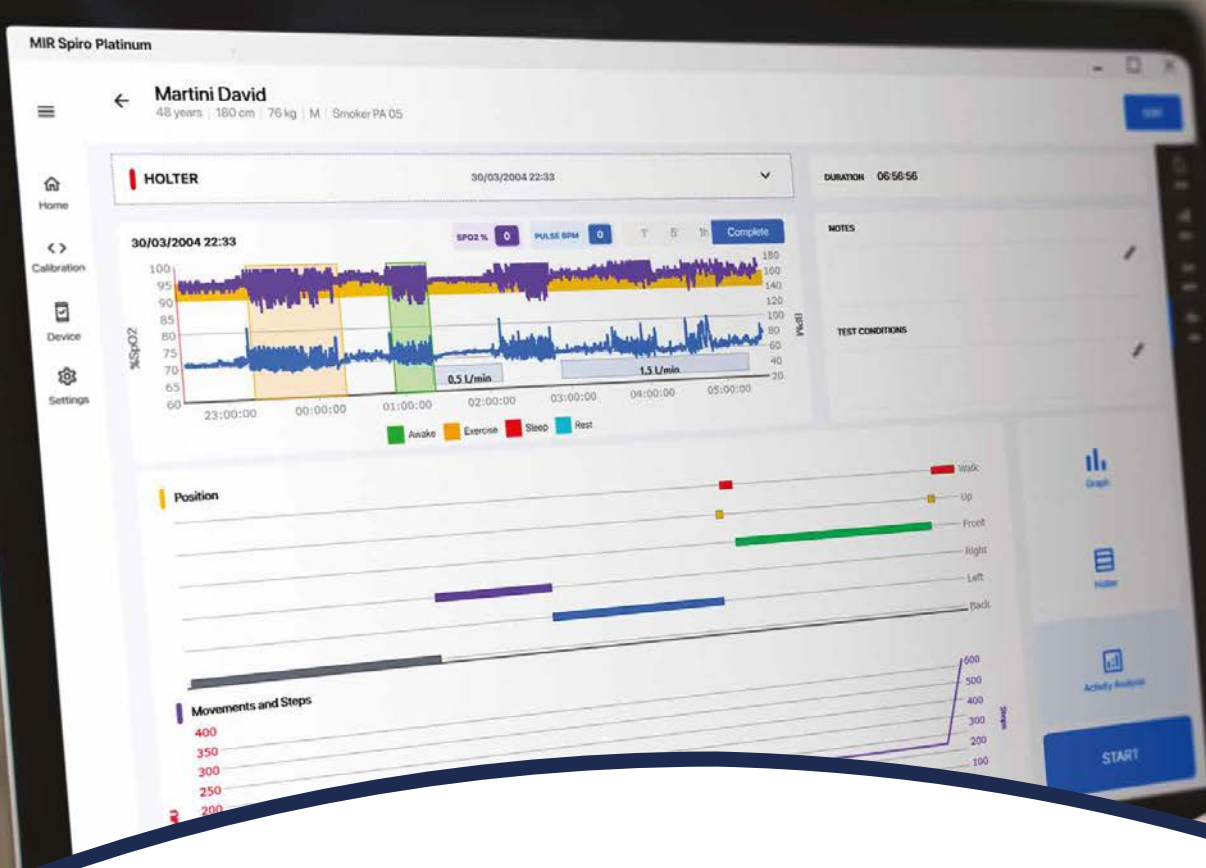


# MIR Spiro

with a **Platinum** subscription plan

- \\ Comprehensive software for Spirometry and Oximetry
- \\ Designed to be integrated with EMR/EHR
- \\ Compliant with the latest ATS/ERS guidelines
- \\ Available for desktop and laptop
- \\ MacOS and Windows





**MIR Spiro with Platinum subscription plan** is the latest-generation Spirometry and Oximetry software available with all MIR professional devices.

It offers **a wide range of advanced capabilities** in a new graphic style and customizable settings that allow for more in-depth diagnosis, ease of use, support in clinical assessments and decisions, integration with medical records (EMR/EHR).

## Key features

🔪 **Advanced Spirometry Analysis:** Session summary with FVC, SVC, MVV; FVC History for session comparisons.

Editing tools for:

- Set Best Test
- Disable/enable/delete/retrieve the tests
- Configure additional parameters to display in a customized order

🔪 **Advanced Oximetry Analysis:** Application of specific analyses:

- Walk Test (6MWT)
- Sleep test
- Holter for 24h saturation with adjustable titration

## 🔍 Data Delivery Service\* (DDS):

Data delivery service from local database to third-party platforms and EMR/EHR

## 🔍 Privacy and Security:

- **Multi-user mode:** each **MIR Spiro** user can log in with their account
- **Anonymisation feature:** print, patient list, export data

## 🔍 EMR/EHR Integration:

Highly interoperability oriented architecture that optimizes workflows and data exchange with EMR/EHR. Many supported standards such as *HL7*, *FHIR (Json)*, *GDT*, *DICOM*, *eXchange Protocol*, and more

## 🔍 Complete and Customizable Prints:

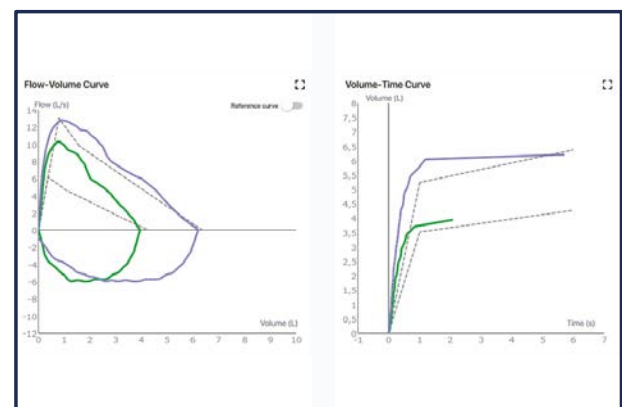
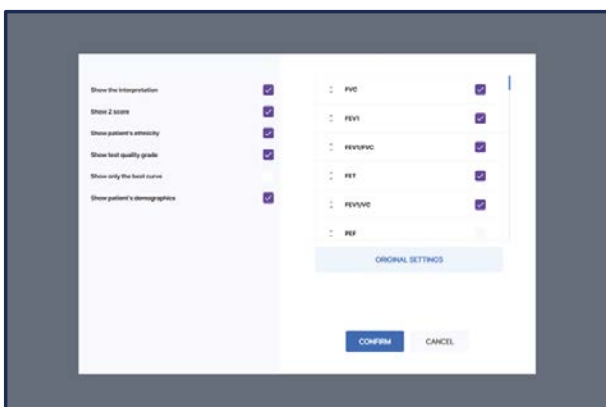
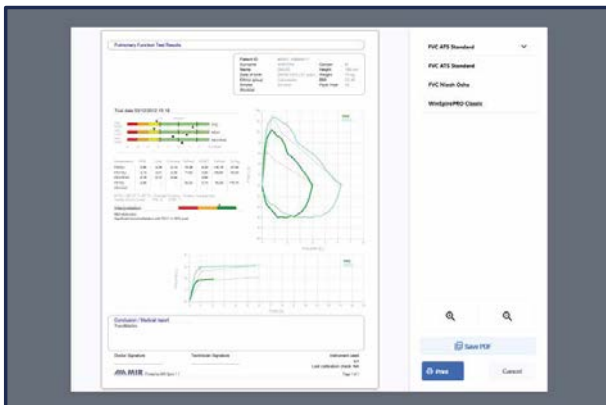
ATS2019, Winspiro classic, NIOSH-OSHA

## 🔍 Data Import:

Importing tests from MIR professional devices

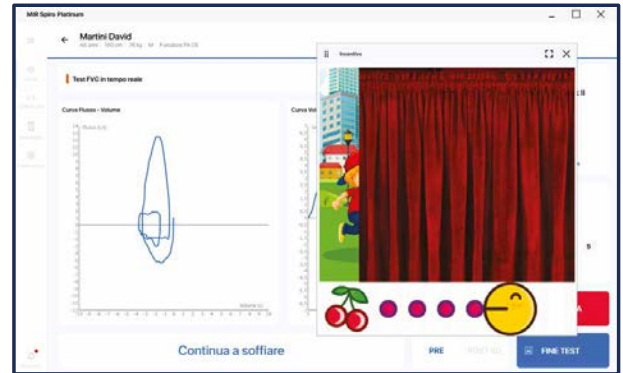
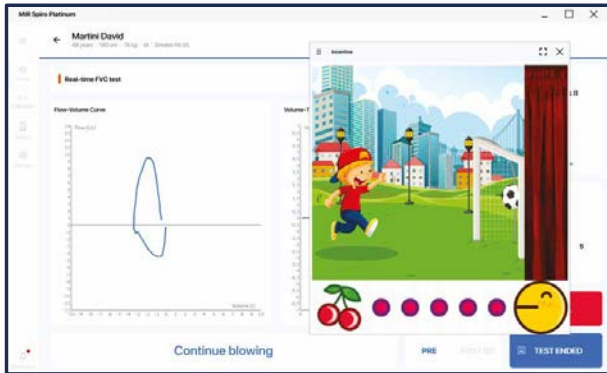
## 🔍 Virtual Assistant:

For each spirometry session performed, **MIR Spiro** shows the relationship between the interpretation of the spirometry (obstruction/restriction) and the shape of the flow/volume curve, providing support for diagnosis



\*Only valid for MIR professional devices

- Pediatric Incentives:** Real-time animation to improve patient collaboration during the test. Based on an algorithm that takes into account both Flow and Volume to make it more reliable and effective



## Other features

- Powerful Data Sharing Capabilities:** Import/export capacity in various formats:

<b>Export</b>	ATS formatted file (Electronic Spirometry Report) .mirX (download the device archive and save to file); Proprietary MIR Spiro format; .csv (Excel); .pdf; .hl7; .gdt; dicom
---------------	---

<b>Import</b>	WinspiroPRO Database; Proprietary MIR Spiro format; .xml (NDD database) mir . mirX (files containing device archive) .hl7
---------------	--

### \ **Connectivity**

**MIR Spiro** works with all MIR professional devices by USB connection and Bluetooth Low Energy (BLE  $\geq$ 4.0)

### \ **Reference equations**

The user can select primary and secondary authors (used for missing equations in the primary set) from a list of 18 including GLI, NHANES, ERS, KNUDSON and others

### \ **Pictograms for zScore & LLN**

According to the latest ATS guidelines, MIR Spiro displays LLN, zScore and pictograms showing PRE & POST score for FVC, FEV1 and FEV1/FVC

### \ **Deleted data recovery**

Retrieve the entire deleted spirometry or oximetry session with one click

### \ **Cloud Service for Software and Firmware Updates**

### \ **Log of critical operations and errors**

Advanced system for tracking critical operations and errors

## Platinum Card

It is necessary to **have a MIR Spiro Platinum Card** to subscribe to a Platinum subscription plan.



# Functionality

<b>Tests supported</b>	<ul style="list-style-type: none"> <li>• Spirometry</li> <li>• Oximetry</li> </ul>	<b>Oximetry parameters</b>	
<b>Supported spirometry tests</b>	<ul style="list-style-type: none"> <li>• FVC (Forced Vital Capacity) PRE and POST bronchodilator</li> <li>• SVC (Slow Vital Capacity) PRE and POST bronchodilator</li> <li>• MVV (Voluntary Maximum Ventilation) PRE and POST bronchodilator</li> </ul>	<b>Spot Test</b>	SpO2 [Baseline, Min, Max, Mean], Pulse frequency [Baseline, Min, Max, Mean], T40, T120, T90, T89, T88, T87, Index [12s], SpO2 Events, Pulse frequency Events [Bradycardia, Tachycardia], Time-Tot, Measured-Time
<b>Supported oximetry tests</b>	<ul style="list-style-type: none"> <li>Spot oximetry</li> <li>Six-minute walk test</li> <li>Sleep oximetry</li> <li>Oximetry holter (24 hours)</li> </ul>	<b>Walk Test</b>	O2-Gap, Estimated distance, Distance travelled, Estimated distance [Min, Standard], TΔ2% [SpO2 ≥ 2%], TΔ4% [ΔSpO2 ≥ 4%], Time [Rest, Walk, Recovery], Desaturation area/ Distance Optional data entry: Borg dyspnea [Baseline, End, Change], Borg fatigue [Baseline, End, Change], Blood pressure [Diastolic Systolic], Oxygen administered, SpO2/BPM (Med. Min. Max. In. Fin.), T90,T89,T88,T87, SpO2/BPM Events.
<b>Supported languages</b>	Chinese (China), Chinese (Taiwan), Czech (Czechia), Dutch (Netherlands), English (United Kingdom), English (United States), French (France), French (Belgium), Georgian (Georgia), German (Germany), Hungarian (Hungary), Italian (Italy), Japanese (Japan), Latvian (Latvia), Polish (Poland), Portuguese (Portugal), Romanian (Romania), Russian (Russia), Spanish (Spain), Swedish (Sweden), Turkish (Turkey), Ukrainian (Ukraine)	<b>Sleep tests</b>	SpO2 events, Pulse frequency events [Bradycardia, Tachycardia] Desaturation index (ODI), Desaturation [Mean value, Mean duration Maximum duration, Peak Nadir], ΔSpO2 [Minimum drop, Maximum drop], Total pulse changes, Pulse frequency index, NOD time (4%, 89%, 90%), SpO2/BPM (Med. Min. Max. In. Fin.)
<b>FVC parameters</b>	FVC, FEV1, PEF, FEF75, FEF2575, FET, FEV1/FVC, FEV6, FEV1/FEV6, FEF25, FEF50, FIVC, FEV1/VC, ELA, MVV (cal), Time to PEF, FEV05, FEV05/FVC, FEV075, FEV075/FVC, FEF7585, Extr. Vol, FEV3, FIV1, FIV1/FIVC, PIF, FEV3/FVC, PIF, FEV2, FEV2/FVC, FIF25, FIF50, FIF75, R50, FEV1/PEF (EI), FEV1/FEV05 (RFEV), RR, tl, tE, TV/tl, tl/Ttot, te/ti, VTTI	<b>Equations for the calculation of theoretical Values</b>	Barcelona Zapletal; ECSC 1971; Chile 2014; Crapo-Bass Knudson; ERS ECCS Knudson; ERS ECCS Zapletal; Forche 2001 Knudson; GLI; Hedenström Solymar; Hong Kong; Thoracic Society; Japan Respiratory Society; Knudson; Nhanes; Pereira; Perez Padilla; Pneumobill Knudson; South Korean (Dél-koreai); Thailand (Thaiföld)
<b>VC parameters</b>	VC, EVC, IVC, IC, VC, ERV, IRV, TV, VE		
<b>MVV parameters</b>	MV, MVV		



### Supported devices

- Spirolab (touchscreen)
- Minispir (integrated USB cable)
- Minispir Light POST DB
- Spirodoc
- Spirobank II Smart
- Spirobank II Advanced
- Spirobank II BASIC

### System requirements

#### Windows

- Windows 7 (32 bit/64 bit), Windows 8 (32 bit/64 bit), Windows 10 (32 bit/64 bit), Windows 11 (32 bit/64 bit)
- RAM: 1 gigabyte (GB) for 32 bit or 2 GB for 64 bit
- 1 gigahertz (GHz) or higher processor, with two or more cores in a 64-bit processor
- XGA screen resolution at 1024 × 768 pixels or higher.
- 1GB free hard drive space
- Administrative rights for the operating system
- USB port
- Bluetooth Low Energy (Smart Bluetooth) support to connect medical devices with Bluetooth Low Energy connection

#### MacOS

- 2 GB RAM (recommended 4 GB)
- 1GB free hard disk space
- Administrative rights for the operating system
- USB port
- Bluetooth Low Energy (Smart Bluetooth) support to connect medical devices with Bluetooth Low Energy connection

\*Spirolab, Minispir, Minispir Light, Spirodoc, Spirobank II with Bluetooth Smart, Spirobank II Advanced, and Spirobank II BASIC connect to **MIR Spiro** software by USB cable. Spirobank II Smart connects to **MIR Spiro** software by both USB cable and Bluetooth Low Energy.

## ITALY

MIR Medical  
International Research  
S.p.A.

Viale Luigi Schiavonetti,  
270 00173, Rome

Tel +39 06 22 754 777

Fax +39 06 22 754 785

[mir@spirometry.com](mailto:mir@spirometry.com)

[spirometry.com](http://spirometry.com)

## USA

MIR USA, Inc.  
5462 S. Westridge Drive  
New Berlin, WI 53151

Tel +1 (262) 565-6797

Fax +1 (262) 364-2030

[mirusa@spirometry.com](mailto:mirusa@spirometry.com)

## FRANCE

MIR Local Office  
Jardin des Entreprises, 290,  
Chemin de Saint Dionisy  
30980 LANGLADE

Tel +33 (0)4 66 37 20 68

Fax +33 (0)4 84 25 14 32

[mirfrance@spirometry.com](mailto:mirfrance@spirometry.com)

## BRAZIL

MIR Local Office  
Rua Pinheiro Machado, 2659,  
Sl.303, Caxias do Sul RS

Tel +55 5430253070

[mirbrazil@spirometry.com](mailto:mirbrazil@spirometry.com)

[in](#) [f](#) [@](#) [▶](#)